



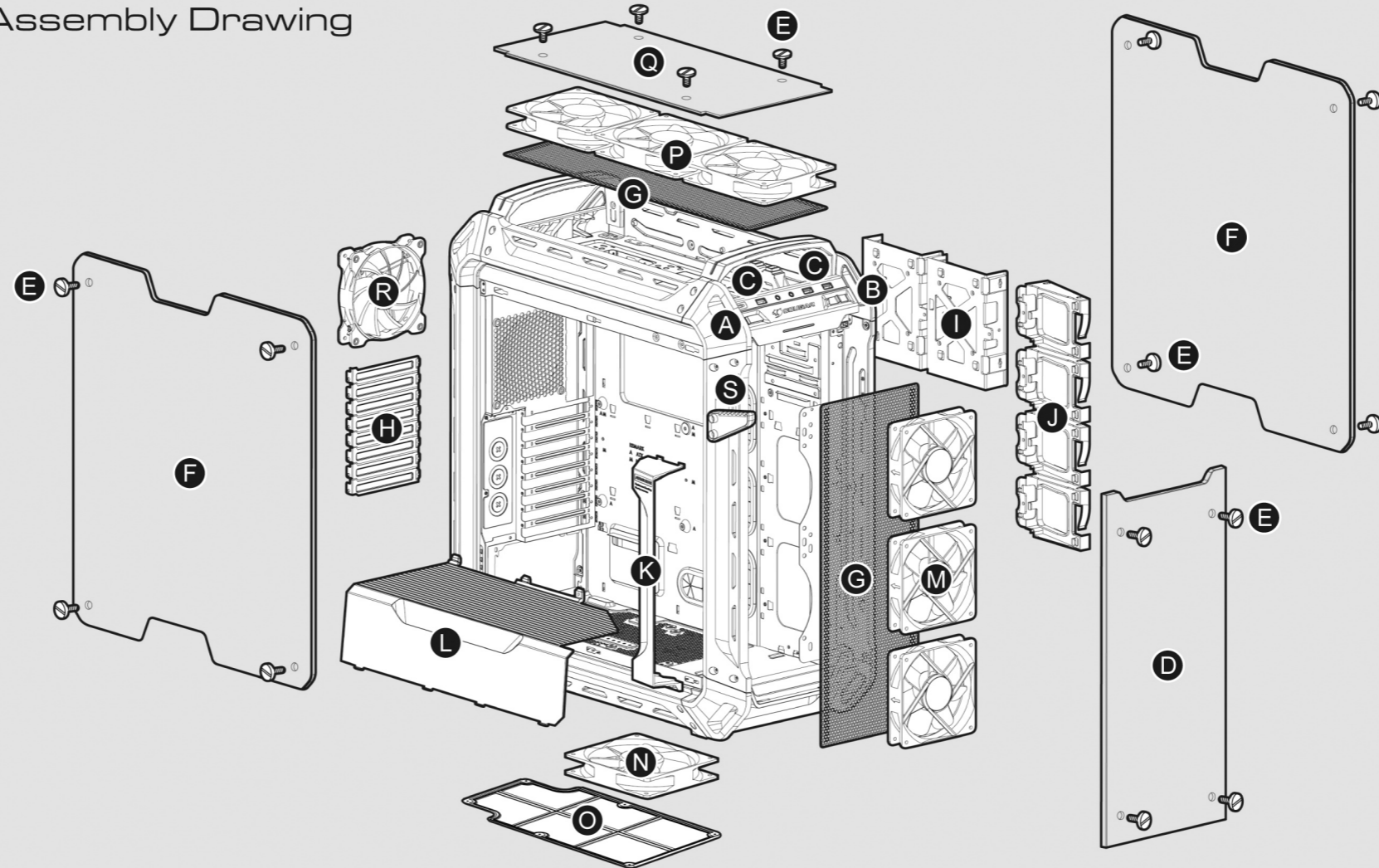
REAL GEAR FOR REAL GAMERS

COUGAR Gaming case



4 RGB FANS INCLUDED

Assembly Drawing



- A** Power button / Reset button
- B** Fan controller
- C** USB 3.0 / USB 2.0 / HD audio ports
- D** Tempered glass front panel
- E** Tool-less screw
- F** Tempered glass side panel
- G** Fan filter
- H** Vented slot cover
- I** 3.5" HDD trays (compatible with 2.5" HDD/SSD)
- J** 2.5" HDD trays
- K** Air Guide
- L** Power supply cover
- M** 3 x 140/120mm fans for front panel (3 x 120mm RGB PWM fans pre-installed)
- N** 1 x 140/120mm fan for bottom panel (optional, purchased separately)
- O** Air filter on bottom cover to prevent dust from entering the power supply
- P** 2 x140mm / 3 x 120mm fans for top panel (optional, purchased separately)
- Q** Tempered glass top panel
- R** 1 x 120mm RGB PWM fan for rear panel (pre-installed)
- S** Headphone hook

PANZER

EVO RGB THE CRYSTALLINE TITAN

PANZER EVO RGB IS THE PERFECT COMBINATION OF FOUR MASSIVE TEMPERED GLASS COVERS AND FOUR POWERFUL RGB FANS IN AN EXCEPTIONAL CASE. WITH THE INCLUDED FAN CONTROLLER, YOU WILL BE ABLE TO CONTROL ALL THE POWER OF EACH FAN'S 18 LEDs AND ENJOY MORE THAN 100 DIFFERENT LIGHTING EFFECTS IN ONE OF THE MOST BEAUTIFUL CASES EVER CREATED

ENGLISH

PANZER EVO THE CRYSTALLINE TITAN

- Four tempered glass covers (front/top/left/right)
- Support for six different motherboard form factors (up to E-ATX)
- Up to four double slot 390mm graphics cards
- Up to eight fans and four water cooling radiators
- COUGAR RGB Core Box included: Control your COUGAR RGB fans and LED strips with remote control
- COUGAR Vortex RGB PWM fans included, with 18 LEDs per fan and 100 lighting effects

DEUTSCH

PANZER EVO DER KRISTALLENE TITAN

- Vier Abdeckungen aus Hartglas (vorne/oben/links/rechts)
- Unterstützt sechs verschiedene Motherboard-Formfaktoren (bis E-ATX)
- Bis zu vier Doppelsteckplatz-390-mm-Grafikkarten
- Bis zu acht Lüfter und vier Flüssigkühler
- COUGAR RGB Core Box beinhaltet: Steuern sie ihre COUGAR-RGB-Lüfter und LED-Streifen per Fernbedienung!
- COUGARs Vortex-RGB PWM-Lüfter inklusive, mit 18 LEDs pro Lüfter und 100 Lichteffekten

РУССКИЙ

PANZER EVO RGB КРИСТАЛЛИЧЕСКИЙ ТИТАН

- Четыре боковые стенки из закаленного стекла (спереди / сверху / слева / справа)
- Поддержка шести различных форм-факторов материнской платы (до E-ATX)
- До четырех видеокарт с двумя слотами длиной до 390 мм
- До восьми вентиляторов и четырех радиаторов водяного охлаждения
- COUGAR RGB Core Box в комплекте: Управляйте своими вентиляторами и светодиодами COUGAR RGB с пультом дистанционного управления!
- В комплекте вентиляторы COUGAR Vortex RGB PWM с 18 светодиодами на вентилятор, имеющие 100 световых эффектов

FRANÇAIS

PANZER EVO RGB LE TITANE CRISTALLIN

- Quatre couvercles en verre trempé (avant/supérieur/gauche/droite)
- Prise en charge pour six facteurs de forme du carte mère différents (jusqu'à E-ATX)
- Jusqu'à quatre cartes graphiques à double fente 390 mm
- Jusqu'à huit ventilateurs et quatre radiateurs de refroidissement par eau
- COUGAR RGB Core Box inclus : contrôlez vos ventilateurs RGB COUGAR et vos rubans LED avec la télécommande!
- Ventilateurs RGB PWM COUGAR Vortex inclus, avec 18 LED par ventilateur et 100 effets lumineux

ESPAÑOL

PANZER EVO RGB EL TITÁN CRISTALINO

- Cuatro cubiertas de vidrio templado (frontal/superior/izquierda/derecha)
- Soporta seis formatos diferentes de placa madre (hasta E-ATX)
- Hasta cuatro tarjetas gráficas de doble ranura de 390mm
- Hasta ocho ventiladores y cuatro radiadores de refrigeración líquida
- COUGAR RGB Core Box incluido : Controla tus ventiladores RGB y Tiras RGB de Marca COUGAR con Control Remoto!
- Ventiladores COUGAR Vortex RGB PWM incluidos, con 18 LED por ventilador y 100 efectos de iluminación

PORTUGUÊS

PANZER EVO RGB O TITÁ DE VIDRO TEMPERADO

- Quatro tampas de vidro temperado (frontal / superior / esquerda / direita)
- Suporta seis formatos diferentes de placa-mãe (até E-ATX)
- Até quatro placas de vídeo de slot duplo de até 390mm de comprimento
- Até oito ventoinhas e quatro radiadores de resfriamento líquido
- COUGAR RGB Core Box inclusa: Controle suas ventoinhas COUGAR RGB e faixas de LED com controle remoto
- Ventoinhas COUGAR Vortex RGB PWM inclusas, com 18 LEDs por ventoinha e 100 efeitos de iluminação

ITALIANO

PANZER EVO RGB IL TITANO DI CRISTALLO

- Quattro pannelli in vetro temperato (Anteriore / superiore / sinistra / destra)
- Supporta sei differenti tipi di schede madri (fino a E-ATX)
- Fino a quattro slot doppi per schede video da 390mm
- Fino a 8 ventole e 4 dissipatori a liquido
- Inclusa una COUGAR RGB Core Box: Controlla i tuoi ventilatori COUGAR RGB e le tue strisce LED con un telecomando!
- Inclusi ventilatori RGB PWM COUGAR Vortex, con 18 LED per ventilatore e 100 effetti luminosi

日本語

PANZER EVO RGB クリスタルのような質感を特徴とするゲーミングPCケース

- 4面強化ガラスパネル採用 (フロント・トップ・左右両サイド)
- 6種類のマザーボードフォームファクタ (最大E-ATXまで) に対応できます
- 最大4つのダブルスロットの390mmグラフィックスカードに対応できます
- 最大8つのファンと4つの水冷ラジエーターを搭載可能です
- COUGAR RGB Core Boxは付属しています: リモートコントロールでCOUGAR RGBファンとLEDストリップのRGBカラーを変更できます
- Cougar Vortex RGB PWMファンを標準搭載しています。ファンあたり18個のLEDを搭載し、100種類のRGB カラーを変更することが可能

한국어

PANZER EVO RGB 크리스탈라인 타이탄

- 4 개의 강화 유리 커버 (앞 / 위 / 왼쪽 / 오른쪽) • 최대 4 개의 이중 슬롯 390mm 그래픽 카드
- 여섯 가지 메인보드 폼 팩터 (E-ATX까지) 지원 • 최대 8 개의 팬과 4 개의 수냉식 냉각기
- COUGAR RGB Core Box 포함 : COUGAR RGB 팬 및 LED 스트립을 리모콘으로 제어하십시오!
- COUGAR Vortex RGB PWM 팬 포함, 팬 당 18 개의 LED 및 100 개의 조명 효과 포함

中文

PANZER EVO RGB 水晶般内耀的电竞机箱

- 四面钢化玻璃侧盖(前/上/左/右) • 支持4组高达390公厘的显卡双插槽
- 支持6种规格尺寸的主机板(适用E-ATX 最大尺寸) • 支持高达8个风扇和4个水冷散热器
- 内附COUGAR RGB Core Box: 使用遥控器立即变换COUGAR RGB风扇与LED灯条的背光效果!
- 内建COUGAR Vortex RGB PWM 风扇, 每个风扇都有18颗LED灯与100种背光效果

تعليمات التركيب و الأمان:

- عند التركيب أو التفكيك يجب التأكد من أن جميع الأسلاك مفصولة عن الكهرباء.
- يجب اتخاذ الاحترازا ت اللازمة لمنع الصعق الكهربائي.
- يجب ارتداء الملابس المناسبة أثناء تركيب/ تجميع الكمبيوتر.
- يجب تركيب كل قطعة بحذر و بمكانها المناسب.
- من يقوم بعملية التركيب الشخص المختص فقط.

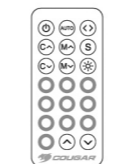
Cooling Fans	Front : 120mm x 3 / 140mm x 3 Top : 120mm x 3 / 140mm x 2 Rear : 120mm x 1 Bottom : 120mm x 1 / 140mm x 1
Fan Pre-installed	Front : 120mm RGB PWM fan x 3 Rear : 120mm RGB PWM fan x 1
Water Cooling Support	Front : 360mm / 280mm / 240mm / 140mm / 120mm Top : 360mm / 280mm / 240mm / 140mm / 120mm Rear : 120mm x 1 Bottom : 140mm x 1 / 120mm x 1
Max. Graphic Card Length	390mm
Max. CPU Cooler Height	170mm
Max. PSU Length	220mm

Specifications may vary based on different regions


Cooling contents



VORTEX RGB FPB120 x 4




Wireless Controller



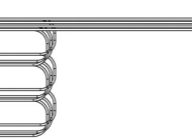
Core Box V2



Power Connector

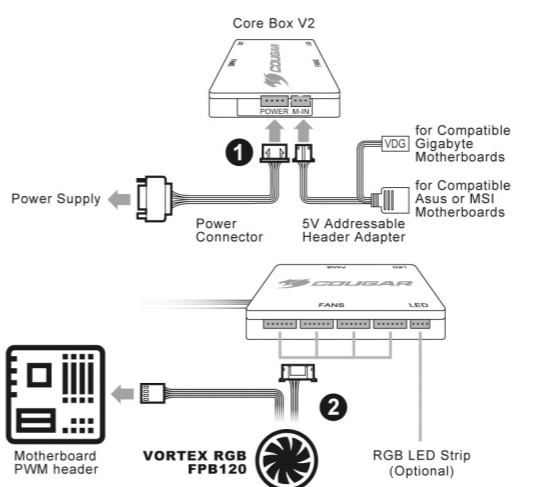


5V Addressable Header Adapter




1 to 4 Fan Splitter x 1

Installation



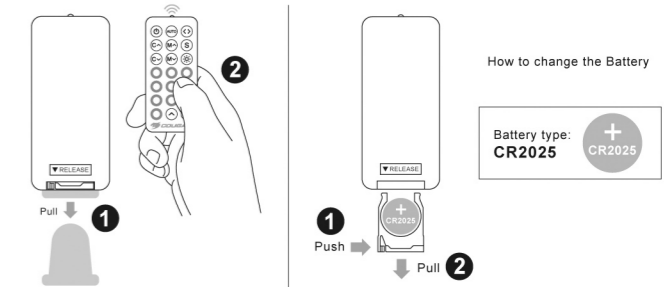
Core Box V2 for up to 8 fans and 4 LED strips, with 3 VORTEX RGB FPB120 Fans included.

How to switch between RGB control modes * by pressing the power button

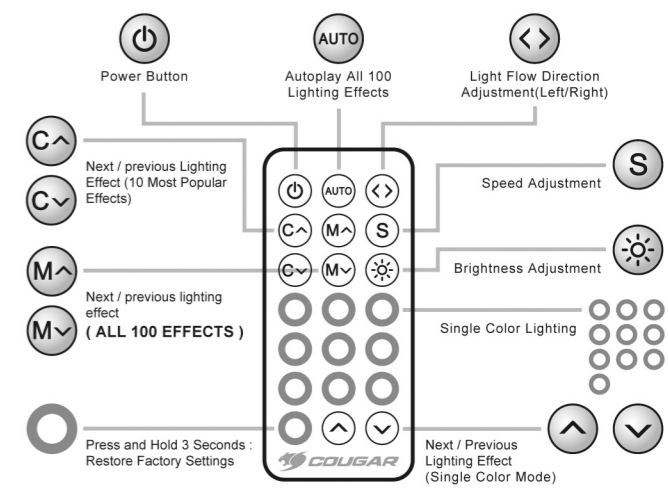


*This applies only to RGB devices connected to the COUGAR Core Box V2. Motherboard control is only available when the Core Box V2 is properly connected to a compatible motherboard's 5v Addressable RGB header.

Wireless controller

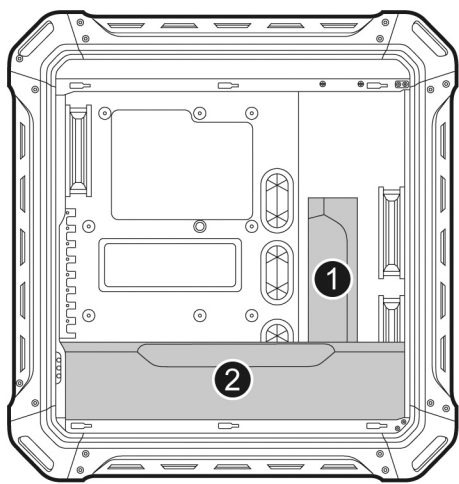


Remote controller mode

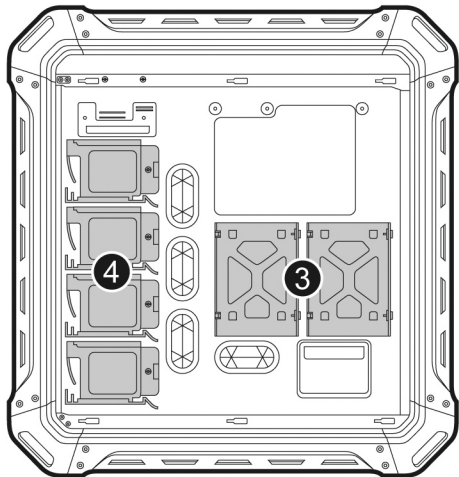


Press and hold for 5 seconds until the device's backlight changes to red : Bind your Core Box V2 to this Controller (If a nearby controller is interfering with your Core Box V2, you can make use of the binding functionality to prevent that Core Box V2 from receiving commands from any controller other than the one it's bound to)

Press and hold for 5 seconds until the device's backlight changes to white : Unbind Your Core Box V2 (If you lose your controller after binding, use the new Controller to unbind the Core Box V2 before using it)


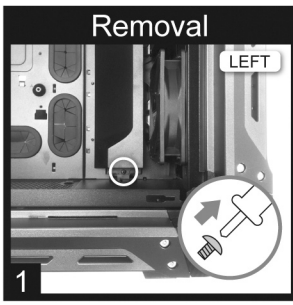


LEFT SIDE








RIGHT SIDE




1 Removing the air guide






2 Installing/Removing the power supply cover



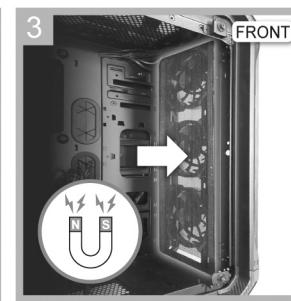

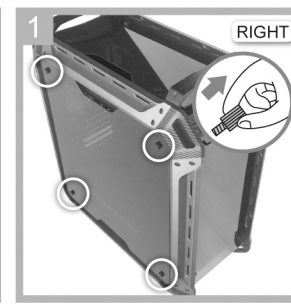

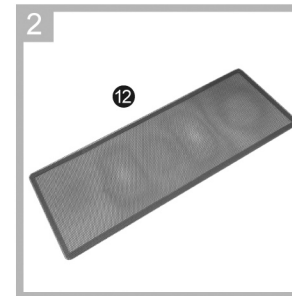

3 Installing an internal 3.5\"/>



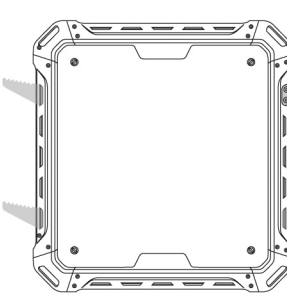

4 Installing an internal 2.5\"/>



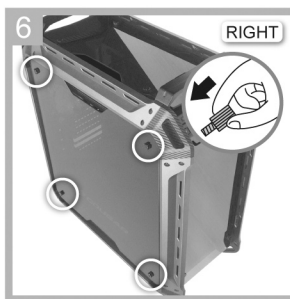


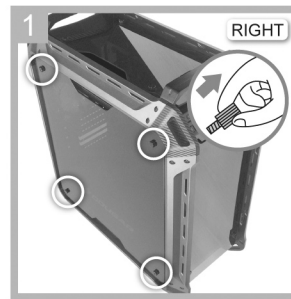
Installing a fan filter (top / front)





Installing the headphone hook



Installing a water cooler (top)

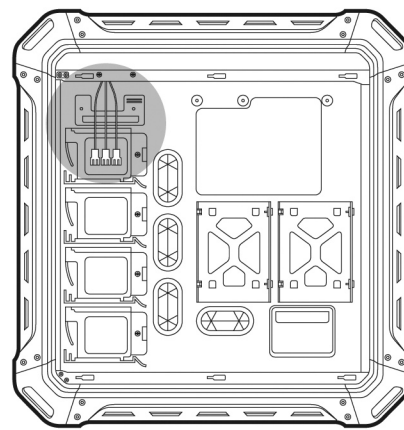


Installing a water cooler (front)



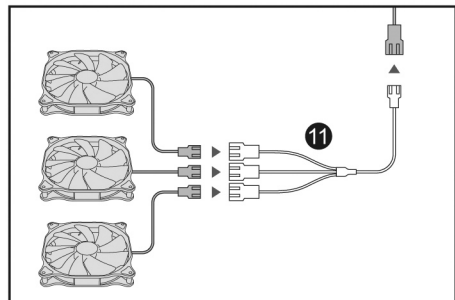
Setting up fan control

Through the use of splitters (2 included, 3 maximum), up to 7 fans can be connected



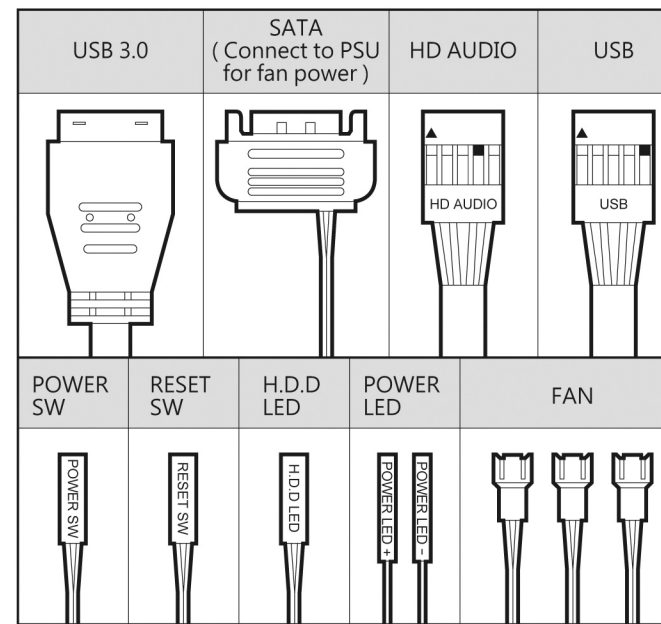
RIGHT SIDE

The case's fan control system can be used to optimize the speed of non-PWM fans (connector: 3 pins). The included Vortex RGB PWM fans, as well as any other PWM fan, are controlled automatically by the motherboard and do not need to be manually controlled



! Fan cable max current loading is 1A

Installing the front I/O connectors



GLOBAL WARRANTY POLICY

WARRANTY PERIODS OF COUGAR GAMING DEVICES

Product : COUGAR PANZER EVO RGB

Warranty : 1 Year

This warranty gives you specific legal rights. You may also have other rights granted under local law.

These rights may vary.

*only for electrical components

COUGAR USA Technical Service

Tel: (833) 256-3778

Mail: rma@compucaseusa.com

https://cougargaming.com/support/contact/upload/

For more information, please visit

www.cougargaming.com

Compucase Enterprise Co.,Ltd.

All rights reserved.

Compucase Enterprise Co.,Ltd.
No. 225, Lane 54, An Ho Road Sec. 2 Tainan, Taiwan, R.O.C
Tel:+886-6-356-0606
Service E-Mail:service@cougargaming.com



ACCESSORY KIT

1		Power Supply Screws	X 4
2		MBD/HDD screws	X 16
3		SSD screws	X 20
4		Stand-off	X 2
5		Short fan screws	X 16
6		Headphone hook screws	X 2
7		Shockproof rubber washers for top fans	X 4
8		Cable Ties	X 4
9		Water cooling orifices	X 3
10		Headphone hook	X 1
11		Fan connection splitter	X 2
12		Cleaning cloth	X 1

ДАТА ИЗГОТОВЛЕНИЯ ПРОДУКЦИИ

год и месяц изготовления продукции указаны в серийном номере продукта. (существует 2 способа определения даты изготовления, оба способа описаны ниже)

A После S/N: первые две цифры означают год, вторые две – месяц изготовления. Например, S/N: H1702000001 означает, что товар был произведен в феврале 2017 года.

B После S/N: если указаны буквы, то две буквы представляют цифры из таблицы ниже, и означают год, последующие две цифры – месяц изготовления.

Например, S/N: DAG02REVI000001 означает, что товар был произведен в феврале 2017 года.

A	B	C	D	E	F	G	H	I	J	• Например, AG = 17 = 2017 год
1	2	3	4	5	6	7	8	9	0	