

REAL GEAR FOR REAL GAMERS

www.cougargaming.com



# CORE BOX V3

With the COUGAR CORE BOX V3 you get all you need to connect more devices, allows you directly control its 14 preset lighting effects with an included switch or with your case's reset button. You can also connect it to compatible motherboards' 3-pin 5V ARGB header for system-wide synchronization. Up to 6 sets of 3-pin 5V ARGB headers and PWM headers and bring it to the era of ARGB!

## FEATURES

### ENGLISH

CORE BOX V3 SUPPORT 5V ARGB ADDRESSABLE HEADER TO COMPATIBLE MOTHERBOARDS

### DEUTSCH

CORE BOX V3 UNTERSTÜTZEN 5-V-ARGB-VERBINDUNG MIT KOMPATIBLEN MOTHERBOARDS

### РУССКИЙ

CORE BOX V3 ПОДДЕРЖИВАЕТ 5V ПОДКЛЮЧЕНИЕ ARGB К СОВМЕСТИМЫМ МАТЕРИНСКИМ ПЛАТАМ

### HUNGARIAN

CORE BOX V3 TÁMOGATJÁK AZ 5 V-OS ARGB-CSATLAKOZÁST A KOMPATIBILIS ALAPLAPOKKAL

### PORTUGUÊS

SUPORTE CORE BOX V3 5V ARGB CONEXÃO A PLACAS MÃE COMPATIVÉIS

### 日本語

CORE BOX V3 互換性のあるマザーボードの 5V ARGBコネクタとの接続により、運動してのライティングが可能

### ESPAÑOL

CORE BOX V3 SOPORTA CONEXIÓN A PUERTOS ARGB DE 5V EN PLACAS MADRE COMPATIBLES

### FRANÇAIS

CORE BOX V3 RACCORDEMENT ARGB 5V SUR LES CARTES MÈRES COMPATIBLES

### POLISH

CORE BOX V3 OBSŁUGUJĄ POŁĄCZENIE 5V ARGB W KOMPATYBILNYCH PŁYTACH GLÓWNYCH

### ITALIANO

CORE BOX V3 SUPPORTANO LA CONNESSIONE RGB 5V SULLE SCHEDE MADRI COMPATIBILI

### 中文

CORE BOX V3 支援 5V ARGB 连接相容主机板

### 한국어

호환 마더 보드에 5V ARGB 연결을 지원하는 CORE BOX V3

### БЪЛГАРИЯ

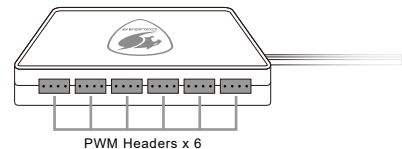
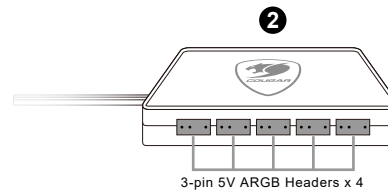
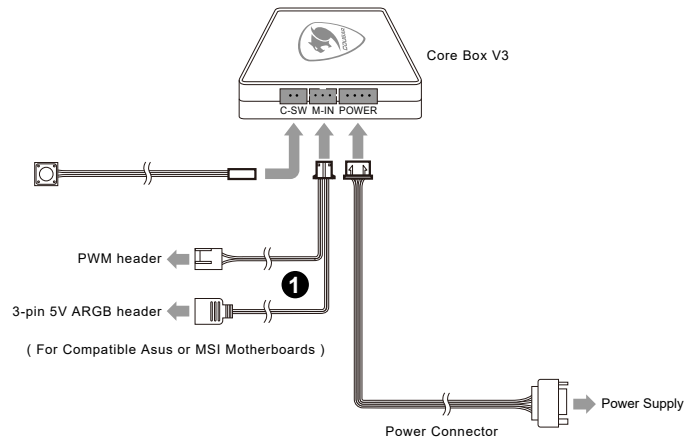
Подробни инструкции за употреба изтеглете от : <https://cougargaming.com/bg>




България QR код

## INSTALLATION

Core Box V3 Lighting Switch (Included)  
or Your Case's Reset Button Cable (if Available)



## CONTENTS



Core Box V3



Power Connector



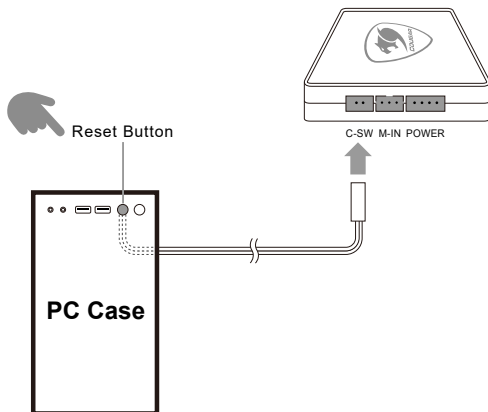
Lighting Switch Cable



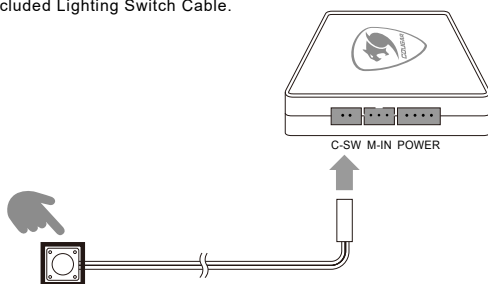
5V Addressable & PWM Header Adapter

## TWO WAYS TO CONTROL YOUR RGB LIGHTING

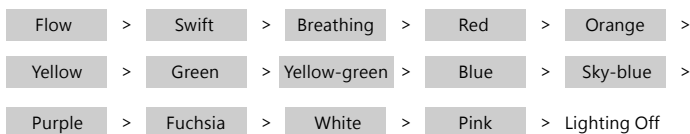
1. Connect Your Case's Reset Button to the Core Box V3 and Use It to Change Lighting Modes.



2. Use the Included Lighting Switch Cable.

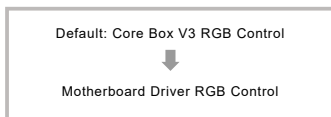


## CORE BOX V3 ORDER OF THE 14 PRESET LIGHTING EFFECTS



## HOW TO SWITCH BETWEEN RGB CONTROL MODES

Press and hold the switch for three seconds to switch between RGB control modes.



## FAN SPECIFICATIONS

Product name : CORE BOX V3    Input connector : SATA (power supply)  
 Dimension : 96x56x17mm    Output voltage : 12V(PWM) / 5V(ARGB)  
 Weight : 50g    Output : 12 sets (6 sets of fan control / 6 sets of ARGB lights)

## PACKAGE CONTAINS

CORE BOX V3 & Power Connector  
 5V Addressable & PWM Header Adapter  
 Lighting Switch Cable  
 User Manual

## GLOBAL WARRANTY POLICY

### WARRANTY PERIODS OF COUGAR GAMING DEVICES

Product : COUGAR CORE BOX V3  
 Warranty : 1 Year  
 This warranty gives you specific legal rights. You may also have other rights granted under local law. These rights may vary.

## WARRANTY AGREEMENT

If the product has defects in material or manufacture, COUGAR will provide product repair and replacement service within the warranty period.  
 • Our warranty service is based on the date of the invoice or warranty card (must be affixed with the store stamp).  
 If you lose the aforementioned evidence, we will apply the original shipping date of the product as the beginning date of warranty period. The shipping date will be identified by the product serial number(S/N).

### CONDITIONS WHERE FREE MAINTENANCE IS NOT PROVIDED

- Any fault or damage caused by natural disasters (including storm, fire, flood, thunder, earthquake, etc).
- Any fault or damage caused by accidental factors and man-made reasons (including hit, scrape, crash, moving, compression, stain, corrosion, use of incurred on unsuitable voltage, computer virus, riot, misuse, malicious damage, etc).
- Use in an improper operating environment (including high temperature, high humidity, water inflow, etc).
- Inability to provide the product warranty card, purchase receipt or invoice to prove the product is still within the warranty period and the shipping date of the product is out of warranty.
- The warranty card or product serial number has been altered or its number is hard to identify.
- The warranty period has expired.
- Any fault or damage caused by non-compliance with regulations stated on the user manual or improper, rough and careless treatment.
- Any fault or damage caused by use of parts not certified by COUGAR original manufacturer.
- The problem is caused by improper repair or adjustment by the buyer or any manufacturer without authorization from COUGAR.
- The product is not acquired from an authorized distributor of the company or is acquired from illicit sources.
- Paper carton, instruction and other accessories are not warranted.

### DISCLAIMERS

- COUGAR product is not authorized for use as critical components in life support device or for incorrect application software or malfunction of the product.
- COUGAR is not liable for the death or damage of person or loss of property when product is using as, including but not limited to, medical equipment, military equipment, traffic equipment and disaster prevention system.
- COUGAR is not liable for any damages, expenses, lost data, lost revenues, lost savings, lost profits, or any incidental or consequential damages due to using defect product of COUGAR. If you have any question about the warranty, please feel free to contact us.  
 Customer support: <https://cougargaming.com/support/contact/upload/>

## LEGAL NOTICES

This manual was created by Compucase Enterprise and may not be completely or partially copied, passed on, distributed or stored without written consent by Compucase Enterprise.  
 COUGAR® is a registered brand of Compucase Enterprise. Other product and company names mentioned in this documentation may be brands or trademarks of their respective owners.  
 Compucase Enterprise reserves the right to make changes concerning the contents of the manual and the technical data of the product without previous announcement.



All other registered trademarks belong to their respective companies.

## MANUFACTURER CONTACT

Compucase Enterprise Co.,Ltd.  
 No. 225, Lane 54, An Ho Road Sec. 2 Tainan,  
 Taiwan, R.O.C  
 Tel:+886-6-356-0606

COUGAR USA Technical Service  
 Tel: (833) 256-3778  
 Mail: rma@compucaseusa.com

Service email : <https://cougargaming.com/support/contact/upload/>

More information you will find at [cougargaming.com](https://cougargaming.com)  
 Compucase Enterprise Co.,Ltd.

All rights reserved.  
 Made in China

## ДАТА ИЗГОТОВЛЕНИЯ ПРОДУКЦИИ

год и месяц изготовления продукции указаны в серийном номере продукта. (существует 2 способа определения даты изготовления, оба способа описаны ниже)

**A** После S/N: первые две цифры означают год, вторые две – месяц изготовления. Например, S/N: H1702000001 означает, что товар был произведен в феврале 2017 года.

**B** После S/N: если указаны буквы, то две буквы представляют цифры из таблицы ниже, и означают год, последующие две цифры – месяц изготовления.

Например, S/N: DAG02REV1000001 означает, что товар был произведен в феврале 2017 года.

A	B	C	D	E	F	G	H	I	J
1	2	3	4	5	6	7	8	9	0

• Например,  
 AG = 17 = 2017 год